

Register Now!  
Registration Is Free  
[www.genengnews.com/celllinedevelopment](http://www.genengnews.com/celllinedevelopment)



SUBSCRIBE Blog with us: [BLOGbiotech](#)

**CURRENT ISSUE**



[\(view larger image\)](#)

**SUBSCRIBE**

**AD LINK**



**HOME**

**Online Exclusives**

- [Podcasts](#)
- [Video](#)
- [Blogs](#)
- [Special Reports](#)

[StockWatch](#)

[New Products](#)

[Best of the Web](#)

[Calendar of Events](#)

- [Conferences/Meetings](#)
- [Webinars](#)

[GEN Updates](#)

- [Transfection](#)
- [Label-free Cellular Analysis](#)

**CAREER CENTER**

[Classifieds](#)

- [MART: Marketplace](#)
- [MART: Real Estate](#)

[Resources](#)

- [Links](#)
- [Biotech Companies](#)
- [Market Reports](#)

[About GEN](#)

- [About GEN](#)
- [GEN Team](#)

- [Editorial Guidelines](#)
- [Subscription Center](#)
- [Reprints & Permissions](#)
- [Contact Us](#)

**Advertising**

- [2009 Media Kit](#)
- [2010 Editorial Calendar](#)
- [2009 Classified Media Kit](#)



**Get a FREE  
1 GB USB Drive**  
with all the details.

[CLICK HERE](#)



**EXPRESSION SYSTEM**

**Advanced Science That  
Delivers Better Results.**

[Click Here  
to Learn More](#)

**AJINOMOTO.**  
[ajiaminoscience.com](http://ajiaminoscience.com)

## Breaking News

- [Email](#)
- [Print](#)
- [Share](#)
- [More News](#)

Jan 6 2010, 4:20 PM EST

### Silencing brain cells with yellow and blue light

## EUREKALERT

Contact: Bobbie Mixon

[bmixon@nsf.gov](mailto:bmixon@nsf.gov)

703-292-8485

[National Science Foundation](#)

## **New tools use light to turn off brain cells and possibly treat brain disorders**

Neuroscientists at the Massachusetts Institute of Technology have developed a powerful new class of tools to reversibly shut down brain activity using different colors of light. When targeted to specific neurons, they could potentially lead to new treatments for abnormal brain activity associated with disorders including chronic pain, epilepsy, brain injury and Parkinson's disease.

Such disorders could best be treated by silencing, rather than stimulating abnormal brain activity. These new tools, or 'super silencers,' exert exquisite control over the timing in which overactive neural circuits are shut down --an effect that is not possible with existing drugs or other conventional therapies.

The National Science Foundation's division of mathematical sciences supports the research through a grant to the Cognitive Rhythms Collaborative, which is comprised of four research groups in the Boston area focused on questions in neuroscience. The collaborative brings together researchers with expertise ranging from experimental design to mathematical modeling. The research paper, "High-Performance Genetically-Targetable Optical Neural Silencing by Light-Driven Proton Pumps," appears in the Jan. 7 issue of the journal *Nature*.

"Silencing different sets of neurons with different colors of light allows us to understand how they work together to implement brain functions," explains Ed Boyden, senior author of the study. "Using these new tools, we can look at two neural pathways and study how they compute together," he says.

The tools promise to help researchers understand how to control neural circuits, leading to new understandings and treatments for brain disorders. Boyden, the Benesse Career Development Professor in the MIT Media Lab and an associate member of the McGovern Institute for Brain Research at MIT, calls brain disorders "some of the biggest unmet medical needs in the world."

Boyden's 'super silencers' derive from two genes found in different natural organisms such as bacteria and fungi. These genes, referred to as Arch and Mac, are light-activated proteins that help the organisms make energy. When Arch and Mac are placed within neurons, researchers can inhibit their activity by shining light on them. Light activates the proteins, which lowers the voltage in the neurons and safely and effectively prevents them from firing. Arch is specifically sensitive to yellow light, while Mac is activated with blue light.

"In this way the brain can be programmed with different colors of light to study and possibly correct the corrupted neural computations that lead to disease," explains co-author Brian Chow, postdoctoral associate in Boyden's lab.

"Multicolor silencing dramatically increases the complexity with which you can study neural circuits," says co-author Xue Han, another postdoctoral researcher in Boyden's lab. "We will use these tools to parse out the neural mechanisms of cognition."




Determining whether Arch and Mac are safe and effective in monkeys will be a critical next step towards the potential use of these optical silencing tools in humans. Boyden plans to use these 'super silencers' to examine the neural circuits of cognition and emotion and to find targets in the brain that, when shut down, could relieve pain and treat epilepsy.

His group continues to mine the natural world for new and even more powerful tools to manipulate brain cell activity--tools that he hopes will empower scientists to explore neural circuits in ways never before possible.

###

Additional funding for this research was provided by the National Institutes of Health, the McGovern Institute Neurotechnology Program at MIT, the Department of Defense, the National

Alliance for Research on Schizophrenia and Depression, the Alfred P. Sloan Foundation, Jerry and Marge Burnett, the Society for Neuroscience, the MIT Media Lab, the Benesse Foundation, the Wallace H. Coulter Foundation and the Helen Hay Whitney Foundation.

-  [Email](#)
-  [Print](#)
-  [Share](#)
-  [More News](#)

## CAREER CENTER

### Visit the GEN Career Center

for the latest biotech employment opportunities.

**Start your search [HERE!](#)**

[FIND A JOB](#)

[visit the Career Center](#)

## WEBINARS

- GEN Webinars: [Use of Human Cells For Manufacturing Human Therapeutics](#)
- Date: Wednesday, January 27, 2010
- This webinar will provide a brief history of the development of various cell lines and their current ...[learn more](#).

---

[view all webinars](#)

ADVERTISEMENT

from instruments  
to reagents to plastics  
to software.

GEN in partnership with Invitrogen and Scintellix, LLC  
announces that

CRYPTOGRAM  
CHALLENGE:  
ELISA REDUX

**HAS BEEN SOLVED!!**  
Stay tuned for a feature on the winners.

## PODCASTS

-  [Listen](#)
-  [Save](#)
-  [Comment](#)
-  [View All](#)

INTERVIEW: FIRST USE OF NANOSENSORS TO MEASURE CANCER BIOMARKERS IN BLOOD - Interview with Mark Reed, Ph.D., Harold Hodgkinson Chair of Engineering and Applied Science, Yale University, and Associate Director of the Yale Institute for Nanoscience and Quantum Engineering ...[MORE](#)



## MOST POPULAR

### [News](#)

#### **Most Viewed**

#### **[Most Emailed](#)**

#### **[Top Searches](#)**

[Investigators Create Schizophrenia Mouse Model](#)

[GEN's 10 Most Popular Stories of 2009](#)

[Scientists Discover that Circulating Tumor Cells Can Return to Their Original Site](#)

[Pfizer Ditches a Phase III Trial with Potential NSCLC Therapy](#)

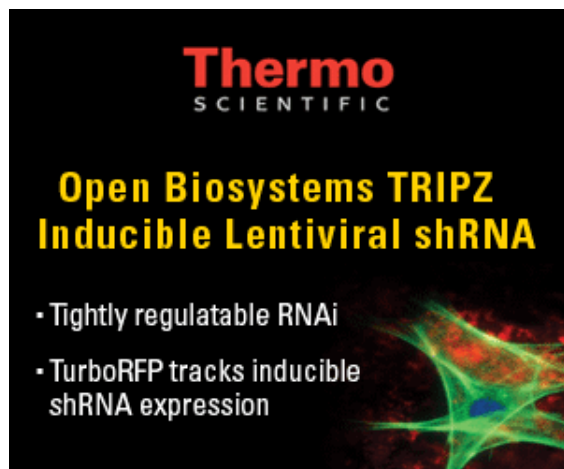
[Researchers Call for Greater Ethnic Diversity in Stem Cell Lines](#)

[Scientists Pinpoint New Target for Prostate Cancer](#)

### [Articles](#)

### [Blogs](#)

ADVERTISEMENT



**Thermo**  
SCIENTIFIC

**Open Biosystems TRIPZ  
Inducible Lentiviral shRNA**

- Tightly regulatable RNAi
- TurboRFP tracks inducible shRNA expression

[back to top](#) | [HOME](#) | [SUBSCRIBE](#)

© 2010 Genetic Engineering & Biotechnology News, All Rights Reserved - [terms of use](#) | [legal information](#) | [privacy statement](#) | [contact](#) | [about GEN](#) | [SITE MAP](#)